



Glass and Glazing Federation

Glass and Glazing Federation

54 Ayres Street, London SE1 1EU
Tel: 020 7939 9101 Fax: 0870 042 4266
Email: info@ggf.org.uk
www.ggf.org.uk


April 2010



Glass and Glazing Federation

Through Frame Design

The trickle vent is often positioned through the head of the frame



Over Frame Design

On some occasions it is not possible to fit the trickle vent through the frame, therefore ventilation can be routed over the frame or head of the window



Glazed in

Sometimes it is necessary to fit the trickle vent into the glazed area along the top of the sealed glass unit



Different framing materials

Trickle vents can be fitted in all window framing materials, PVC-u, Timber, Steel or Aluminium.



Easily controllable

Because trickle vents are usually situated above the window, some vents can be controlled by cords or rods or simply by hand.

A guide to
Trickle Ventilators

Why does my home need ventilation?

In recent years, the airtightness of buildings has become an issue, as part of a drive to provide thermal comfort and reduce energy consumption. However, as dwellings are made more airtight, internal pollutant sources can have greater impact on indoor air quality. Occupants may experience adverse health effects unless ventilation is effective.

Ventilation is necessary to provide a healthy and comfortable internal environment for the building occupants. The main purpose of ventilation is to remove polluted indoor air from a building and replace it with 'Fresh' outside air.

There are three main types of ventilation;

'Purge'

Sometimes referred to as rapid ventilation, assists with the removal of occasional pollutants such as smoke and smells from cooking or fumes from painting and decorating. Purge ventilation can also assist in reducing the overheating of a building during warm summer periods. An openable window can provide purge ventilation.

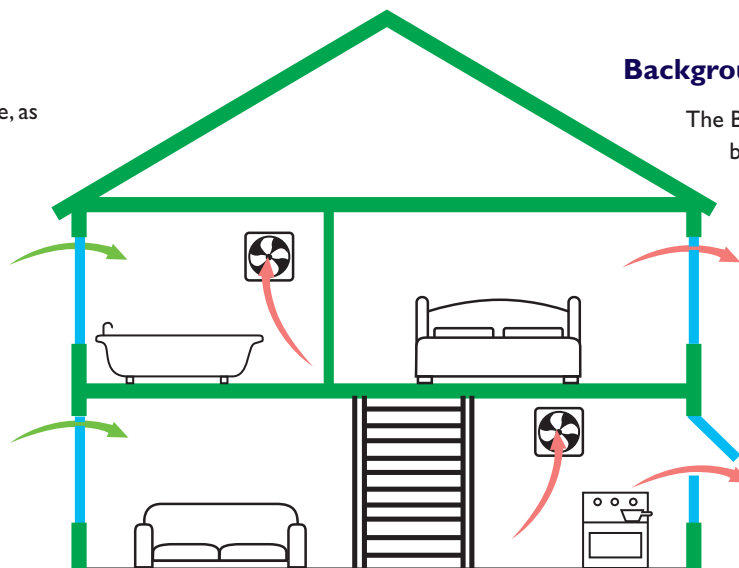
'Extraction'

Ventilation within rooms which are regularly exposed to pollutants or excess water vapour i.e. Kitchens or Bathrooms can be assisted by the use of permanent or intermittent extraction. **Extraction limits the spread of fumes and pollutants throughout the building.**

'Background'

Described as 'a small ventilation opening designed to provide controllable whole building ventilation. Background ventilation via trickle ventilators provides the building with the facility for secure, draught free ventilation. Background ventilation should ideally be positioned 1.7m above floor level, to avoid noticeable draughts, trickle vents are ideal for meeting this requirement.

Various devices can be used to open and close vents to suit the activities of the inhabitants of the room/building.

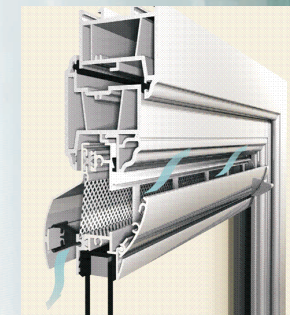


Background Ventilation to meet Building Regulations

The Building Regulations in England and Wales require 'that there shall be adequate means for ventilation provided for people in the building.'

Replacement windows

If the outgoing window had trickle vents, the replacement window should also have them. (to at least the same level of performance) The new vents should offer at least the same capacity as the outgoing vents. Where it is not possible to ascertain the capacity of the outgoing vents;



- Habitable rooms should have a minimum of 5000mm² EA*.
- Wet rooms should have a minimum of 2500mm² EA*.

**Equivalent Area (EA) is the industry accepted method of determining the performance of a ventilator. These figures will vary for installations in Scotland, Northern Ireland and Eire.*

Note: If the outgoing window did not have trickle vents, it may be advantageous to provide the facility with in the new window.

New Houses

Ventilation levels within varying styles of house or dwelling are dependant upon a number of factors. Guidance tables can be found within Approved document F - Means of Ventilation, or alternatively ventilator manufacturers maybe able to assist.

To ensure there is adequate background ventilation in the room / dwelling, many ventilator manufacturers display the EA on the product.

Your window fabricator or window installer will be able to advise you on the most suitable type of trickle vent for your property in order to comply.

Ventilation and Window Security

To the opportunist burglar, an open window can provide an easy point of entry. Windows that are fitted with 'two stage locking' handles (sometimes referred to as night vent position) can be vulnerable.

Controllable trickle vents can provide the inhabitants / home owner with the ability to have a consistent supply of ventilation even when the window is locked in a closed position.

Further details regarding window security can be obtained from your local crime prevention officer.